



Get approved for supply in FSNI

The first step for applying for a FSNI vendor account is approval from either a store or a [Category Manager](#)




Contact supplierhelp for application forms

Have either the Category Manager or Store email [supplierhelp](#) to initiate the vendor [onboarding process](#), you will receive a confirmation email once your onboarding is complete



Upload product data into GS1 or Foodstuffs Exchange

Once you are set up, you will need to provide us with product data. You will be required to use GS1 barcodes for all your products



Upload product data into GS1 or Foodstuffs Exchange

Request an article number by contacting a [Category Manager](#) for Charge Through and [Ann Warwick](#) for Store Specific article creation